



DARE

Disability Access Route to Education

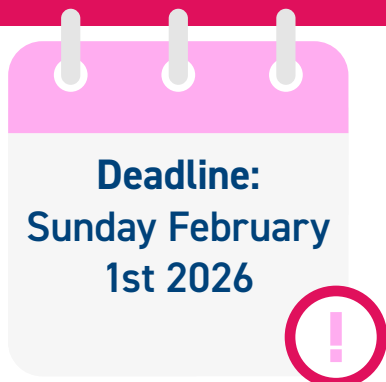
Handbook 2026

Guiding you through your DARE application

www.accesscollege.ie

DARE | **DISABILITY
ACCESS
ROUTE TO
EDUCATION**

Key Dates



**Apply to CAO by
17:00**



**Complete Online
Supplementary
Information Form
by 17:00**



**Post your
supporting
documents to CAO**

Send your supporting documents to:

DARE Applications 2026
CAO, Tower House, Eglinton Street, Galway

by Tuesday March 10th 2026.

1. Information on local Higher Education Institute (HEI) DARE and HEAR Application Information events taking place in January 2026 will be published on www.accesscollege.ie.
2. Apply to CAO by **17:00** on **Sunday February 1st 2026** on www.cao.ie.
3. Complete and submit your online DARE Application Form by **17:00** on **Sunday March 1st 2026**.
4. Send your supporting documents to DARE Applications 2026, CAO, Tower House, Eglinton Street, Galway by **Tuesday March 10th 2026**.
5. Put your name and CAO number on all documents submitted to CAO.
6. Keep the originals of all documents and proof of postage. DARE will not contact you about missing, incomplete or incorrect documentation, so please ensure that you have supplied all documents requested on your checklist by **Tuesday March 10th 2026**.

Please contact a DARE advisor if you have any questions in advance of submitting your documentation.

Contents

Introduction to DARE	1
DARE Application Timeline	3
Colleges that take part in DARE	4
Is DARE for me?	5
Essential DARE Application Information	7
Section A: Supplementary Information Form	8
Applicant Information	10
Starting Your DARE Application	12
Section B: Educational Impact Statement	15
Meeting DARE's Educational Impact Criteria	17
Section C: Providing Evidence of Disability Documentation	20
Section D: School Statement	23
Guide to Providing Evidence of Your Disability	23
Next Steps in the Application Process	29
DARE Terms and Conditions of Application	31
Things to Remember	34
Important DARE Application Dates	35

Introduction to DARE

What is DARE?

DARE is a third level alternative admissions scheme for school-leavers whose disabilities have had a negative impact on their second level education.

DARE offers reduced points places to school leavers who, as a result of having a disability, have experienced additional educational challenges in second level education.




Who can apply to DARE?

DARE is for school leavers under the age of 23 as of January 1st 2026 with a disability, who have been educationally impacted as a result of that disability. Applicants to DARE can present with an Irish Leaving Certificate, A-Levels and/or other EU qualifications.

What types of disabilities does DARE consider?

- Attention Deficit Disorder (ADD)/Attention Deficit Hyperactivity Disorder (ADHD)
- Autistic Spectrum Disorder (including Asperger's Syndrome)
- Blind/Vision Impaired
- Deaf/Hard of Hearing
- Developmental Co-ordination Disorder (DCD) – Dyspraxia
- Dyslexia/Significant Literacy Difficulties
- Dyscalculia/Significant Numeracy Difficulties
- Mental Health Condition
- Neurological Condition (including Brain Injury and Epilepsy)
- Physical Disability
- Significant Ongoing Illness
- Speech and Language Communication Disorder



Prioritisation of Eligible DARE Applicants with a Physical or Sensory Disability

Research has identified that students with physical and sensory (Blind/Vision Impaired or Deaf/Hard of Hearing) disabilities are particularly under-represented in higher education in Ireland relative to all students with disabilities. In order to increase the numbers of DARE students with physical and sensory disabilities being admitted to higher education, the DARE colleges have agreed to prioritise these two groups when allocating reduced points places.

Important Information

Mature applicants and applicants applying on the basis of Further Education and Training (FET) results have different admission routes. You can get further information on these routes from college and university websites.



What are the benefits of making a DARE application?

If you apply to DARE and meet the application criteria (that is, are deemed eligible for DARE) you may be offered a place even if you do not have enough Leaving Certificate points for your preferred course. Each participating college and university has a reserved number of places to offer eligible DARE applicants at lower Leaving Certificate points.

How do Reduced Points Work?

An example of a reduced points offer would be where the Leaving Certificate points for a particular course is 366 points. An eligible DARE applicant could be offered a place with a lower points score, e.g. 356 points. This applicant would also, like all other applicants applying to college, need to meet the minimum entry requirements and any specific programme requirements before being considered for a DARE reduced points offer. The reduction in points for DARE places can vary every year. The amount of points a particular course is reduced by is dependent on a number of factors, such as:

- The overall number of places on the course,
- The number of reserved DARE places on the course,
- The number of DARE eligible applicants competing for these reserved places.

DARE Application Timeline

Date	Action to take before deadline
From November 2025	<p>CAO applications open from Wednesday November 5th 2025 at 12 noon.</p> <ol style="list-style-type: none"> 1. Review the DARE Handbook with your parent(s)/guardian(s). 2. Make a CAO application at www.cao.ie. 3. Fill in the online Supplementary Information Form (SIF) at www.cao.ie. 4. Complete your Educational Impact Statement with your school. 5. Gather your Evidence of Disability documentation.
By February 1st 2026	Apply to CAO by 17:00 on Sunday February 1st 2026.
By March 1st 2026	You must indicate your wish to be considered for DARE by ticking 'Yes' to Question 1 by 17:00 on Sunday March 1st 2026 and complete Section A (Questions 1-5) of the Supplementary Information Form (SIF) on www.cao.ie .
By March 10th 2026	<p>You must return the completed, signed AND stamped</p> <ol style="list-style-type: none"> 1. Educational Impact Statement (Section B). 2. Evidence of Disability (Section C) or other evidence of Disability to DARE Applications 2026, CAO, Tower House, Eglinton Street, Galway by 17:00 on Tuesday March 10th 2026. Make sure your documents are clear and can be easily read. Please number each page and write your CAO application number, name and the date on the front of each page. <p>Faxed/emailed documents are not accepted.</p>
April – June 2026	Assessment of DARE applications.
In late June 2026	<p>You will be notified of the outcome of your DARE application by email.</p> <p>DARE Review and Appeals Application.</p>
Early August 2026	Applicants will be notified of the outcome of the Review and Appeals application by email.
August 2026	<p>Leaving Certificate Exam Results.</p> <p>Eligible DARE applicants compete for reduced points places.</p> <p>CAO Offers to eligible DARE applicants.</p> <p>Course offers are made and should be accepted through the CAO.</p>
Late August/Early September 2026	Attend Orientation and register with Disability Support Services.

Colleges that take part in DARE

Institution	Telephone	Email	Website
Atlantic Technological University			
Donegal Campus	(074) 918 6172	dare@lyit.ie	www.atu.ie
Galway Campus	(091) 742 392	dare.galwaymayo@atu.ie	
Sligo Campus	(071) 913 7355	dare@itsligo.ie	
St Angela's College, Sligo	(071) 917 9633	dare@stangelas.ie	
Dublin City University	(01) 700 5927	dare@dcu.ie	www.dcu.ie/disability
Dun Laoghaire Institute of Art, Design and Technology	(01) 239 4895	dare@iadt.ie	www.iadt.ie
Dundalk Institute of Technology	(042) 937 0237	dare@dkit.ie	www.dkit.ie
Marino Institute of Education	(01) 805 7752	access@mie.ie	www.mie.ie
Mary Immaculate College	(061) 204510	accessoffice@mic.ul.ie	www.mic.ie/access-disability
Maynooth University	(01) 708 4600	dare@mu.ie	www.maynoothuniversity.ie/dare
Munster Technological University			
Cork Campus	(021) 433 5138	dareCork@mtu.ie	www.mtu.ie/access/dare
Kerry Campus	(066) 714 5636	DareKY@mtu.ie	
National College of Art & Design	(01) 636 4200	dare@ncad.ie	www.ncad.ie
National College of Ireland	(01) 659 9269	dare@ncirl.ie	www.ncirl.ie
Pontifical University, Maynooth	(01) 708 4600	dare@mu.ie	www.mu.ie/dare
RCSI University of Medicine & Health Sciences	(01) 402 2228	dare@rcsi.ie	www.rcsi.ie/study
South East Technological University			
Carlow and Wexford Campus	(059) 917 5600	DARE.CW@setu.ie	www.setu.ie/study
Waterford Campus	(051) 302758	DARE.WD@setu.ie	
Technological University Dublin	(01) 220 5097 (01) 220 8618	dare@tudublin.ie	www.tudublin.ie/dare
Technological University of the Shannon			
Athlone Campus	(090) 646 8142	dare.midlands@tus.ie	www.tus.ie
Midwest Campuses	(061) 293 112	dare.midwest@tus.ie	
Trinity College Dublin	(01) 896 1968	dare@tcd.ie	www.tcd.ie
University College Cork	(021) 490 4807	dare@ucc.ie	www.ucc.ie/dare
University College Dublin	(01) 716 7123	dare@ucd.ie	www.ucd.ie/all
University of Galway	(091) 493 553	dare@universityofgalway.ie	www.universityofgalway.ie
University of Limerick	(061) 234 847	dare@ul.ie	www.ul.ie

Is DARE for me?

To be eligible for DARE you must meet both the DARE Educational Impact criteria and DARE Evidence of Disability criteria.



Meeting DARE's Educational Impact criteria

Has your disability/condition impacted you in a combination of the following indicators:

- Have you received intervention or supports in post-primary school?
- Has it impacted on your attendance or regularly disrupted your school day?
- Has it affected your school experience and wellbeing?
- Has it impacted on your learning or exam results?
- Has it caused any other educational impact?
- **Required for applicants with Dyslexia/Significant Literacy Difficulties or Dyscalculia/Significant Numeracy Difficulties: is it severely impacting on your literacy or numeracy scores?**

Applicants with Dyslexia/Significant Literacy Difficulties or Dyscalculia/Significant Numeracy Difficulties must meet **Indicator 6 plus one other indicator**.

All other applicants must meet **any combination of two indicators from Indicators 1 to 5**.

Please see pages **15-19 of this handbook** to view what documentation you are required to submit.

Meeting DARE's Evidence of Disability Criteria

DARE has specific requirements for the evidence of disability documentation for each type of disability or condition. Please see pages 20-26 of this handbook to view what documentation you are required to submit.

Detailed information on the evidence of disability criteria which are used to assess your evidence of disability documentation is available under the Providing Evidence of Your Disability Section on **www.accesscollege.ie/dare**.

Important Instructions

Get assistance from your parents/guardians and use this handbook to help you complete your DARE application.



Essential DARE Application Information

How do I apply to DARE?

To apply to DARE you must agree to the DARE Terms and Conditions (see page 31).

Applicants applying to DARE must complete the following steps:

Deadline	Action to take before deadline
January 1st 2026	Be under the age of 23 as of January 1st 2026 .
February 1st 2026	Apply to the CAO by 17:00 on Sunday February 1st 2026 .
March 1st 2026	No later than 17:00 on Sunday March 1st 2026, disclose your disability in your CAO application and fully and correctly complete Section A of the Supplementary Information Form (SIF). To apply to DARE, you must answer YES to Question 1 ('Do you wish to be considered for DARE?') on Section A of the fully completed SIF by 17:00 on Sunday March 1st 2026 .
March 10th 2026	Download Section B Educational Impact Statement (EIS) and have your school complete the form. Return the EIS to CAO to arrive by 17:00 on Tuesday March 10th 2026 .
March 10th 2026	<p>Download Section C Evidence of Disability, and have it completed by the appropriate medical professional (only if you do not already have a report verifying your disability which meets the DARE criteria). Return it to CAO to arrive by 17:00 on Tuesday March 10th 2026.</p> <p>Applicants with Dyslexia/Significant Literacy Difficulties or Dyscalculia/Significant Numeracy Difficulties are asked to provide a full Psychological Assessment Report completed by an appropriately qualified psychologist instead of the Section C Evidence of Disability Form.</p>
March 10th 2026	<p>Where the applicant is applying under the Dyslexia/Significant Literacy Difficulties category, but does not have a full Psychological Assessment Report, they should instead download Section D (School Statement), request the school complete this statement and return it to the CAO to arrive by 17:00 on Tuesday March 10th 2026.</p> <p>The psychological report/Section D must be accompanied by attainment scores from testing carried out within the required time limit administered by your school and/or an appropriately qualified psychologist.</p>



Section A

Supplementary Information Form (SIF)

Section A should only take 5 minutes to complete online. There are five questions.



The images shown in this handbook, including tables and tick boxes, are for illustrative purposes only - please visit www.cao.ie to complete the official online form.

Applicant Information

Section A is filled out by you, the applicant, and asks for information on your disability, the supports you received in second level and how your disability impacted on your education. Section A must be completed by **17:00 on Sunday March 1st 2026**.

Please see our step by step guide to providing information on our Supplementary Information Form for DARE.

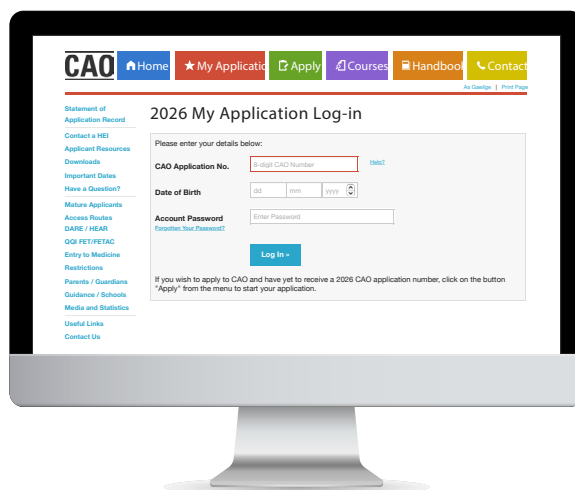
Use the graphics of the CAO application form below as a guide to access the SIF form and apply for DARE.

The demo CAO application is available on the Student Resources Section of www.cao.ie (www.cao.ie/?page=demo).

2026 My Application Log-in

STEP 1

Log into your CAO application and scroll down until you reach the Disability section.



STEP 2

Click on the 'Modify Disability (& DARE Application) Status' button on the online application form and follow the instructions provided.

Disability

If you wish to disclose a disability or apply to the Disability Access Route to Education (DARE) click on the "Modify Disability" button below.

Modify Disability (& DARE Application) Status

STEP 3

Click **Yes** and then choose '**Update Selection**'.

Disability

If you wish to disclose your disability, please select "yes" and click on the 'Update Selection' button below. You will then be asked to complete the Supplementary Information Form.

Disability: **Yes** ☐ No ☐

Cancel

Update Selection (no details)

STEP 4

Click 'Supplementary Information Form (& apply to DARE)'.
This opens the SIF form.

Disability

You indicated that you have a Disability.

If you would like to provide more information on your Disability and/or make an application to **DARE** please complete the Supplementary Information Form (SIF).

Instructions for completing the SIF are given in the following section.

Supplementary Information Form (& apply to DARE)

STEP 5

Complete Section A - Supplementary Information form.

Section A

Applicant Information

QUESTION 1 Please indicate if you wish to be considered for DARE.

QUESTION 1(b) Carry forward eligibility from 2025 to 2026.

Supplementary Admissions Routes

Q.1 Do you wish to be considered for DARE? Yes ☐ No ☐

To be eligible for DARE, your disability must have had a negative impact on your second level education. For further information on DARE Eligibility Criteria please see www.accesscollege.ie.

By clicking yes, I confirm that I have read and I accept the terms and conditions as outlined below. I consent to the use of my data as detailed in the terms and conditions.

Q.1(b) DARE Eligibility Carry Forward

If you applied to CAO in 2025 and you were deemed eligible for DARE in 2025, please enter your 2025 CAO application number in this box. Otherwise, leave it blank.

2025 CAO Application Number:

QUESTION 2 Select your **primary disability**.

Q.2 Please indicate your primary disability and where requested enter the name of your condition:

- ☐ Attention Deficit Disorder (ADD)/Attention Deficit Hyperactivity Disorder (ADHD)
- ☐ Autistic Spectrum Disorder (including Asperger's Syndrome)
- ☐ Blind/Vision Impaired
- ☐ Deaf/Hard of Hearing
- ☐ Developmental Co-ordination Disorder (DCD) – Dyspraxia
- ☐ Dyslexia/Significant Literacy Difficulties
- ☐ Dyscalculia/Significant Numeracy Difficulties
- ☐ Mental Health Condition
- ☐ Neurological Condition (including Brain Injury and Epilepsy)
- ☐ Physical Disability
- ☐ Significant Ongoing Illness
- ☐ Speech and Language Communication Disorder

QUESTION 3 Select any other disabilities .

Q.3 Do you have any other disabilities? Yes ☐ No ☐

QUESTION 4 Select supports you have received/may require

Q.4 Please list the supports you received in 2nd level.


Please also list the supports you may require in 3rd level.

Support Type	Supports actually received at second level		Supports required at third level	
Accessible Accommodation	Yes <input type="radio"/>	No <input type="radio"/>	Yes <input type="radio"/>	No <input type="radio"/>
Alternative Print Format	Yes <input type="radio"/>	No <input type="radio"/>	Yes <input type="radio"/>	No <input type="radio"/>
Assistive Technology	Yes <input type="radio"/>	No <input type="radio"/>	Yes <input type="radio"/>	No <input type="radio"/>
Campus Orientation	Yes <input type="radio"/>	No <input type="radio"/>	Yes <input type="radio"/>	No <input type="radio"/>
Counselling	Yes <input type="radio"/>	No <input type="radio"/>	Yes <input type="radio"/>	No <input type="radio"/>
Dyslexia Support	Yes <input type="radio"/>	No <input type="radio"/>	Yes <input type="radio"/>	No <input type="radio"/>
Examination Support	Yes <input type="radio"/>	No <input type="radio"/>	Yes <input type="radio"/>	No <input type="radio"/>
Learning Support	Yes <input type="radio"/>	No <input type="radio"/>	Yes <input type="radio"/>	No <input type="radio"/>
Note-taker	Yes <input type="radio"/>	No <input type="radio"/>	Yes <input type="radio"/>	No <input type="radio"/>
Personal Assistant	Yes <input type="radio"/>	No <input type="radio"/>	Yes <input type="radio"/>	No <input type="radio"/>
Sign Language Interpreter	Yes <input type="radio"/>	No <input type="radio"/>	Yes <input type="radio"/>	No <input type="radio"/>
Transport	Yes <input type="radio"/>	No <input type="radio"/>	Yes <input type="radio"/>	No <input type="radio"/>
Wheelchair Access	Yes <input type="radio"/>	No <input type="radio"/>	Yes <input type="radio"/>	No <input type="radio"/>
Other(s) please specify below:				
	Yes <input type="radio"/>	No <input type="radio"/>	Yes <input type="radio"/>	No <input type="radio"/>

QUESTION 5 Complete your Personal Statement.

Q.5 The Personal Statement outlines, from your point of view, the impact of your disability on your education.

Click on the Save buttons as you complete the form.



Starting your DARE Application

The below section are extracts taken from the DARE online application, we have added this information below to help you in your preparation for submitting an application to DARE.



Question 1

Do you wish to be considered for DARE?

Ticking Yes, that you want to be considered for DARE, also means that you have read and accept the DARE Terms and Conditions (see page 31). You also consent to the use of your data as detailed in the terms and conditions.

If you select No to Question 1, your application will not be considered for DARE even if you submit supporting documents. You may still avail of disability supports in college should you be admitted.



Question 1(b)

Carrying forward DARE eligibility from 2025 to 2026

This section is only relevant to applicants who made a DARE application and were eligible in 2025 (e.g. applicants who are now repeating the Leaving Certificate or taking up a deferral from 2025). Please only complete this section if you applied to AND were eligible for DARE in 2025.

Eligibility for DARE carries forward for ONE year provided that you:

- Apply to CAO by 17.00 on **Sunday February 1st 2026**,
- No later than 17:00 on **Sunday March 1st 2026**, disclose your disability and/or Dyslexia/ Significant Literacy Difficulties or Dyscalculia/Significant Numeracy Difficulties in your CAO application and fully and correctly complete Section A of the Supplementary Information Form (SIF). **You must answer YES to Question 1 ('Do you wish to be considered for DARE?') on Section A of the fully completed SIF by 17:00 on Sunday March 1st 2026**,
- Supply your correct 2025 CAO number under Question 1(b).

The outcome of your 2025 DARE application was communicated to you by email in June 2025. If you applied to CAO in 2025 and you were deemed eligible for DARE in 2025, then your DARE eligibility can be carried forward to your 2026 application. You must enter your correct 2025 CAO number in the box provided.

You are still required to complete all relevant sections of the 2026 SIF form (Section A), however you do not need to supply the Educational Impact Statement (Section B) or Evidence of Disability (Section C) as part of your application. You can contact the CAO helpdesk if you require information about your 2025 DARE eligibility.

You must be under the age of 23 as of January 1st 2026 to carry forward DARE eligibility from 2025 to 2026.



Question 2

Your Primary Disability

Question 2 asks you to indicate your primary disability. If you have more than one disability, you should consider your primary disability as the one which has had the greatest impact on your educational experience. You can only tick one primary disability.



Question 3

Your Other Disabilities

Question 3 asks you to indicate if you have any other disabilities. This is important as all of your disabilities can be assessed for eligibility under DARE in the event that you supply the correct documentation for each one. For this question, you can tick more than one disability.



Question 4

Supports

Question 4 asks you to list the supports you received in second level and those you may require in third level. Please only tick the supports you actually received in second level and those you feel are necessary in third level.



Question 5

Personal Statement

This is an opportunity for you to tell us about your experience of being in school and the challenges you faced. This can include (but is not restricted to) your examination performance, access to texts/materials, memory/concentration issues, meeting deadlines, attendance, engagement with extracurricular activities and/or the supports you needed for the educational impact of your disability.

What is my personal statement used for?

The personal statement is primarily used by the Disability Support Staff in the colleges to help determine what supports you may need in college. It can also be used by DARE to compliment the information you and your school provide as part of the Educational Impact Statement (EIS).

Important Instructions



- **Question 1** is very important as you must tick **Yes** and click the **Submit Button** before **17:00 on Sunday March 1st 2026** to be considered for DARE.
- Ensure that you click on the **'SUBMIT'** button when you have finished completing your DARE application form.
- If you have saved your DARE application form, don't forget to **SUBMIT** it by **Sunday March 1st 2026**.
- To confirm you have completed your online application correctly (Questions 1-5),
 - Go to www.cao.ie
 - Click on **My Application**
 - Enter your login details
 - Check the information you have entered
 - You can make changes to your DARE application until **17:00 on Sunday March 1st 2026**.
- If you are unable to complete the online CAO Application form you can contact the CAO directly to request a paper application form by clicking on the **'Contact Us'** button at www.cao.ie.
- For applicants carrying forward DARE eligibility, You must tick the **'Terms & Conditions'** box to confirm that all the information you provided is correct and that you undertake to comply with the regulations of the CAO. You must press **'SUBMIT'** to complete your eligibility carry forward application.

Personal Statement Tips

- You may use bullet points.
- Write your personal statement and save in a Word/text document. You can then copy the text into Q5 online.
- You can keep the statement short.





Section B

Educational Impact Statement (EIS)

The Educational Impact Statement (EIS) allows you and your school to provide details of how your disability has impacted on your second level experience. The Educational Impact Statement is used to determine if you meet DARE criteria for educational impact of your disability. The Educational Impact Statement also helps to determine appropriate supports at third level.

The appropriate teacher in your school should complete the EIS checklist with you. Your response to each of these questions should act as a guide for the teacher in deciding what information they may need to gather to complete the rest of the EIS. The person completing this form should be familiar with the impact of your disability on your academic performance and participation at second level.

You must have a PDF viewer installed on your computer before you can use a PDF form. The form can be completed by your school on a PC/Laptop and/or can be printed off and handwritten. For further information and to download your EIS form see Access College: www.accesscollege.ie/dare-supportingdocuments.

Completing the Educational Impact Statement (EIS)

This section needs to be co-ordinated by either your:

- Guidance Counsellor
- Learning Support Teacher
- Year Head
- Visiting Teacher (for applicants who are Blind/Vision Impaired or Deaf/Hard of Hearing)
- Deputy School Principal
- School Principal

It is important to note that it is unlikely that all 6 sections of the EIS will be relevant to you. Depending on the type of disability and how that disability has impacted on your individual educational experience, certain sections may be relevant and others may not.

The teacher completing the form may have to consult with other teachers in the school so that they can accurately answer the questions on the impact of your disability. If you are being home-schooled, please see the Frequently Asked Questions section on www.accesscollege.ie for more information about what you need to submit.

Educational Impact Statement (EIS) Checklist

This should be completed by the appropriate teacher in your school in consultation with you. This outlines, from your point of view, the impact of your disability on your education. Your response to each of the six statements should act as a guide for your teacher in deciding what information may need to be gathered to complete the rest of the form.

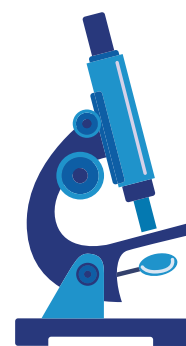
(EIS) Checklist

Please ask the applicant: Has your educational experience been affected by your disability/condition in any of the following ways? Record their response to each of the following:

1. I needed and received supports in school or exam accommodations.	Yes <input type="radio"/>	No <input type="radio"/>
2. My school or class attendance has been disrupted.	Yes <input type="radio"/>	No <input type="radio"/>
3. It has impacted on my overall experience of school.	Yes <input type="radio"/>	No <input type="radio"/>
4. It has impacted on my school exam results and learning.	Yes <input type="radio"/>	No <input type="radio"/>
5. I have experienced other educational impacts not listed above.	Yes <input type="radio"/>	No <input type="radio"/>
6. I have Dyslexia/Significant Literacy Difficulties or Dyscalculia/ Significant Numeracy Difficulties and my literacy and/or numeracy abilities have been impacted on.	Yes <input type="radio"/>	No <input type="radio"/>

Steps for completing the Educational Impact Statement (EIS)

- You or your teacher should download the Educational Impact Statement from the following link: **www.accesscollege.ie/dare-supportingdocuments**.
- Your school then needs to complete the form and print off all pages.
- You and your parent/guardian should sign the form.
- Your school principal or deputy principal MUST sign AND stamp the form.



Meeting DARE's Educational Impact Criteria

In order to meet DARE's educational impact criteria, applicants must meet the correct combination of two of the following indicators of educational impact:

1. Intervention and Supports

- Have you received additional support in school due to the impact of your disability? **OR**
 - Have you been granted exam accommodations for the Leaving Certificate?
-

2. Attendance and Disruption

- Have you missed a significant number of school days due to your disability? **OR**
 - Have you missed a significant number of classes or been unable to complete full school days? This may be due to, for example, personal care needs, appointments for learning support, fatigue or your disability/condition means that you need to take breaks from classes.
-

3. School Experience and Well-being

- Has your potential to participate in extra-curricular activity been constrained as a result of your disability/condition? **OR**
 - Have you, at any stage during your time in second level, required and received support due to the emotional impact of your disability/condition? **OR**
 - Does it take a considerable amount of time for you to complete school work/study due to the impact of your condition? **OR** Is the time you have to dedicate to school work/study limited due to managing your disability/condition?
-

4. Learning and Exam Results

- If onset (or deterioration) of your disability/condition occurred while you were attending secondary school, has this impacted on your exam results? **OR**
 - Has your disability caused you to experience additional challenges compared with your classmates in completing homework, studying for exams, participating in class or in accessing the curriculum? **OR**
 - Do you attend a supported or specialised school e.g. School for the Deaf?
-

1. Intervention and Supports

- Have you received additional support in school due to the impact of your disability? **OR**
 - Have you been granted exam accommodations for the Leaving Certificate?
-

5. Other Educational Impact

- Is there another educational impact related to your disability that has not been covered under any of the previous sections above?
-

6. Dyslexia/Significant Literacy Difficulties Attainment Scores:

- Do you have two literacy scores at or below the 10th percentile from testing carried out on or after February 1st 2024?

Dyscalculia/Significant Numeracy Difficulties Attainment Scores:

- Do you have one numeracy score at or below the 10th percentile from testing carried out on or after February 1st 2024?
-

Applicants with Dyslexia/Significant Literacy Difficulties or Dyscalculia/Significant Numeracy



Difficulties must meet Indicator 6 plus one other indicator to meet the DARE Educational Impact criteria. All other applicants must meet any combination of two indicators from Indicators 1 to 5 to meet the DARE Educational Impact criteria.

You must submit an Educational Impact Statement (EIS) from your current post primary school

- If you are no longer attending school, you should submit an EIS from the most recent post primary school that you attended. **EIS forms completed by a PLC or FET college will not be considered when determining DARE eligibility.**
- If you have not attended your current school for your entire duration of post primary education AND the EIS from this school does not capture the educational impact of your disability/condition, i.e. the school cannot provide sufficient information for you to be considered under two indicators or more, you should submit a second EIS from your previous school.



Important Instructions

When your school prints the form, you and your parent/guardian (if you are under 18 on January 1st 2026) should sign the form to indicate you are satisfied that the content is accurate and complete.

The form **MUST** be signed by the school principal or deputy school principal and contain the school stamp.

Applicants are not permitted to alter the responses on the EIS after it has been signed off by the principal/deputy principal. During the DARE assessment process, where there is doubt over the authenticity of an EIS, DARE assessors may contact schools to verify the information submitted. Applicants found to have altered the EIS will be deemed ineligible.

It is the responsibility of **YOU** the applicant to ensure that the Educational Impact Statement is posted to CAO to arrive by Tuesday March 10th 2026.



Section C

Providing Evidence of Disability Documentation

DARE requires you to submit evidence of your disability as part of your application

The Evidence of Disability Form 2026 can be downloaded from the following page: www.accesscollege.ie/dare-supportingdocuments

Your evidence of disability documentation is used by DARE to establish whether or not you meet DARE's evidence of disability criteria and therefore overall DARE eligibility criteria. In addition, it is used by DARE colleges and universities to determine the kinds of supports you might need when you get to college. Your application will not be complete until you provide evidence of your disability by **Tuesday March 10th 2026**. If you would like to find out more information on DARE's eligibility criteria see pages 1-6 of this handbook or go to **www.accesscollege.ie**.

Getting your Evidence of Disability completed by the Appropriate Professional

When submitting your evidence of disability documentation, make sure:

- it has been completed and signed by the appropriate professional (a list of the appropriate professionals for each disability type is detailed on pages 23-26),
- the appropriate professional has filled in all parts of the form,
- the writing on the form is easy to read,
- there is a clear diagnosis of your disability. Documentation which only references an initial or probable, or previous diagnosis is not sufficient,
- it contains the stamp of the appropriate professional OR is on headed paper OR is accompanied by a business card.

Types of Acceptable Evidence of Disability

There are a number of ways for you to provide evidence of your disability:

- some applicants may submit a report which they already have,
- other applicants may need to get the Evidence of Disability Form 2026 completed by the appropriate professional,
- in addition, some evidence may be required to have been completed within a particular timeframe.

Please check the tables on pages 23-26 for information on the type(s) of acceptable evidence you can provide to complete your DARE application and for more information on the time limits of reports. If you are unsure about the evidence you need to supply, please make contact with a member of the DARE team.

Contact details are listed on page 4.

GP Verification

If you have an existing diagnosis but have difficulty accessing the appropriate professional to get confirmation of the existing diagnosis or an updated report, you may ask your general practitioner (GP) to complete the Section C Evidence of Disability form. However, the following applies:

- Your GP must have a clear diagnosis of your disability from one of the DARE appropriate specialists/consultants listed. A copy of a document in which your diagnosis is confirmed must be included in your application when using this GP verification.
- This document must be signed and dated by the appropriate specialist/consultant. If a time limit applies, the diagnosis or reconfirmation of diagnosis from the appropriate professional must have been made within that time limit.
- Your GP does not need to give you a copy of your entire file – a single document which confirms your diagnosis and is within the time limit (if one applies) is sufficient.

For the purposes of DARE, only diagnoses made by a specialist/consultant are acceptable. Diagnoses made by GPs alone will not be acceptable and will lead to you being deemed ineligible. For Guidelines for GPs completing the DARE Section C Evidence of Disability Form, please see the following link: www.accesscollege.ie/dare-supportingdocuments.

Important Instructions

If you submit an Existing Report make sure it:

- is completed and signed by the appropriate professional AND
- contains the same detail as requested on the Section C Evidence of Disability Form 2026 AND
- has been completed within the appropriate time limit AND
- contains the stamp of the appropriate professional OR is on headed paper OR is accompanied by a business card.



Evidence of Disability (EOD) Documents

Section D

School Statement

Where applying under the Dyslexia/Significant Literacy Difficulties category, applicants who do not have a Psychological Assessment Report identifying Dyslexia should submit **Section D School Statement** in support of their application.

The school statement should be completed by the **Special Educational Needs (SEN) Teacher** and signed by the **Principal/Deputy Principal**. The Section D document can be downloaded from: www.accesscollege.ie/dare-supportingdocuments. You must also submit an Educational Impact Statement with literacy attainment scores dated on or after **February 1st 2024**.

Guide to providing evidence of your disability

This is a guide to help you identify what supporting documents are required as part of your DARE application. Applicants are strongly encouraged to visit the "Providing evidence of your disability" section on www.accesscollege.ie for full details or contact a member of the DARE Team for guidance.

Type of Disability	Appropriate documentation	Type of professional	Required age of report
Attention Deficit Disorder (ADD)/ Attention Deficit Hyperactivity Disorder (ADHD)	Evidence of Disability Form 2026 OR Existing report.	Consultant Psychiatrist OR Psychologist OR Neurologist OR Paediatrician.	Must be less than three years old i.e. dated after February 1st 2023 .

Type of Disability	Appropriate documentation	Type of professional	Required age of report
Autistic Spectrum Disorder (including Asperger's Syndrome)	Evidence of Disability Form 2026 OR Existing report.	Consultant Psychiatrist OR Psychologist OR Neurologist OR Paediatrician.	No age limit.
Blind/Vision Impaired	Evidence of Disability Form 2026 OR Existing report.	Ophthalmologist OR Ophthalmic Surgeon.	No age limit.
Deaf/Hard of Hearing: Students may apply under ONE of the following categories: (A) Applicants who have an audiogram (B) Applicants who attend a School for the Deaf (C) Applicants with a Cochlear Implant.	(A) Applicants who have an audiogram: Audiogram. (B) Applicants who attend a School for the Deaf: Letter confirming attendance from Principal of School for the Deaf OR Evidence of Disability Form 2026. (C) Applicants with a Cochlear Implant: Existing report confirming cochlear implant OR Evidence of Disability Form 2026 (DARE does not accept reports from high street retailers).	(A) Applicants who have an audiogram: Diagnostic/Clinical Audiologist registered with the Irish Academy of Audiologists (IAA) or HSE Audiologist. (B) School for the Deaf: Principal of School for the Deaf. (C) Applicants with a Cochlear Implant: Ear, Nose and Throat (ENT) Consultant OR Cochlear Implant Programme Coordinator.	No age limit.
Developmental Co-ordination Disorder (DCD) – Dyspraxia	Evidence of Disability Form 2026 OR Existing report.	Occupational Therapist OR Neurologist OR Physiotherapist OR Paediatrician.	No age limit.
Mental Health Condition	Evidence of Disability Form 2026 OR Existing report.	Consultant Psychiatrist on specialist register.	Must be less than three years old i.e. dated after February 1st 2023.

Type of Disability	Appropriate documentation	Type of professional	Required age of report
Neurological Condition (including Brain Injury and Epilepsy)	Evidence of Disability Form 2026 OR Existing report.	Neurologist OR Other relevant Consultant.	No age limit.
Physical Disability	Evidence of Disability Form 2026 OR Existing report.	Orthopaedic Consultant OR Other relevant Consultant appropriate to the disability/condition.	No age limit.
Significant On-going Illness	Evidence of Disability Form 2026 OR Existing report.	Relevant Consultant/ Specialist appropriate to the disability/condition.	Must be less than three years old i.e. dated after February 1st 2023.
Speech and Language Communication Disorder	Evidence of Disability Form 2026 OR Existing report.	Speech and Language Therapist.	No age limit.
Dyslexia/Significant Literacy Difficulties* Students may apply under ONE of the following categories: (A) Applicants who have a Psychological Assessment Report identifying Dyslexia (B) Applicants who have Significant Literacy Difficulties but do NOT have a Psychological Assessment Report identifying Dyslexia.	(A) Applicants who have a Psychological Assessment Report identifying Dyslexia: Psychological Assessment Report. (B) Applicants who have Significant Literacy Difficulties but do NOT have a Psychological Assessment Report identifying Dyslexia: Section D School Statement.	(A) Psychologist (B) Special Educational Needs (SEN) Teacher and countersigned by Principal/Deputy Principal.	No age limit.
Dyscalculia/Significant Numeracy Difficulties	Psychological Assessment Report.	Psychologist.	No age limit.

***Important note for applicants with Dyslexia/Significant Literacy Difficulties or Dyscalculia/Significant Numeracy Difficulties**



A full **Psychological Assessment Report OR Section D School Statement** must be submitted for applicants with **Dyslexia/Significant Literacy Difficulties**. In addition, applicants with **Dyslexia/Significant Literacy Difficulties** must also have **two literacy attainment scores** at or below the 10th percentile (Standard Score of 81 or below) from testing carried out on or after **February 1st 2024**.

A full **Psychological Assessment Report** must be submitted for applicants with **Dyscalculia/Significant Numeracy Difficulties**. In addition, applicants with **Dyscalculia/Significant Numeracy Difficulties** must have **one numeracy attainment score** at or below the 10th percentile (Standard Score of 81 or below) from testing carried out on or after **February 1st 2024**.

These attainment scores can be from one (or a combination) of the following sources:

- Scores from school-based attainment testing.
- Scores from attainment tests carried out by a psychologist.

Testing must have been carried out on or after **February 1st 2024** and all applicants must submit an EIS completed by their school.

Important Instructions

Send Section B Educational Impact Statement and Section C Evidence of Disability documents and where relevant Section D to DARE Applications 2026, CAO, Tower House, Eglinton Street, Galway by Tuesday March 10th 2026.



CAO Helpdesk

You can contact the CAO Helpdesk with questions on completing a DARE application. The simplest way to contact the CAO is by clicking on the 'Contact Us' button at **www.cao.ie**. Alternatively, you can call the helpdesk at **091 509 800**.

DARE will only discuss details of your application with you or your parent(s)/guardian(s).

Some important things to remember


- Very often it can take a number of months to gather your Evidence of Disability documentation so start gathering it as soon as possible.
- All closing dates are strictly adhered to and late applications or late documentation will not be accepted.
- You are the applicant so it is your responsibility to make sure that you have completed your DARE application fully, accurately and on time. Your school is not responsible for your application form or for sending documentation on your behalf to the CAO.
- All of your disabilities can be assessed for eligibility under DARE so it is really important that you provide the correct Evidence of Disability documentation for all the disabilities that you tell us about.
- Any unsolicited correspondence from third parties (e.g. politicians, medical, clergy or academic staff) that attempts to canvass on your behalf will not be taken into account and will not be responded to.
- If you need advice or guidance around any aspects of your application, please contact a member of the DARE team (see page 4 for contact details).
- A certified English translation by a professional translation service is required in the case of documents not issued originally in English or Irish, in addition to the certified A4 photocopies of the documents themselves.

You need to check your email account regularly for important CAO notifications and reminders about the DARE application process.



Important: Posting Documents to CAO

- Send your Educational Impact Statement and Evidence of Disability documentation to **DARE Applications 2026, CAO, Tower House, Eglinton Street, Galway by Tuesday March 10th 2026.**
- Include correct 2026 CAO number on all documents sent to CAO.
- Please number each page and write your CAO application number, name and the date on the front of each page.
- Keep the originals of all documents and proof of postage.
- You can get a certificate of postage from An Post.
- For confirmation that the documents you posted arrived safely in CAO, enclose a stamped, self-addressed postcard with your documentation.
- **DARE will not contact you about missing, incomplete or incorrect documentation, so please ensure that you have supplied all documents requested by Tuesday March 10th 2026. Please contact a DARE advisor if you have any questions in advance of submitting your documentation.**



Next Steps in the Application Process

What happens next?

Once you have provided your Evidence of Disability documentation and Educational Impact Statement, your application will be assessed and the outcome of your application determined. The outcome of your application, i.e. if you are eligible or ineligible for DARE, is established by seeing whether or not you meet DARE's eligibility criteria. To find out more about the DARE criteria which applies to your disability see www.accesscollege.ie/dare.

How is my application assessed?

To be eligible for DARE, your disability must have had a negative impact on your second level education.

Your application will be assessed for two things:

- That you have provided the appropriate Evidence of Disability documentation and that it meets the DARE criteria.
- That you have provided the Educational Impact Statement and that it meets the DARE criteria, i.e. that you meet the correct combination of educational impact indicators.

The criteria used for assessing the Evidence of Disability documentation were developed by DARE's Disability Advisory Boards, which include college professionals, consultants and specialists in each field of disability, representatives from professional and regulatory bodies and representatives from expert organisations.

The criteria used for assessing the educational impact of disability were developed by the DARE Educational Impact Advisory Board, which includes college professionals, an educational psychologist, occupational therapists, guidance counsellors, learning support teachers and a deputy principal.

What happens if I am eligible for DARE?

- You can compete for one of the reduced points places on offer in the colleges and universities taking part in DARE.

- All DARE course offers are made by the CAO.
- You must meet the minimum entry and course requirements to be considered for one of the reduced points places.
- Details of places available and minimum course entry requirements can be found on www.accesscollege.ie.

What happens if I am ineligible for DARE?

- You will be informed why your application was ineligible.
- You can still get into college if you meet the entry requirements for the course of your choice.
- You can still avail of a variety of academic, personal and social supports while studying at third level.

I am ineligible – can I have my application reviewed?

DARE uses a Review and Appeals process to make sure that all DARE applicants are treated fairly and the assessment procedures have been applied consistently.

Further information on the Review and Appeals process is available at:
www.accesscollege.ie/dare/review-appeals.

The DARE team (contact details on page 4)

All participating colleges have a staff member who can advise you on how to apply to DARE. If you wish to speak to someone about your DARE application, contact any member of the DARE team. DARE also organises Application Information Days each year. Application Information Days provide an opportunity for you and/or your parent(s)/guardian(s) to meet with a member of the DARE team to discuss your application. Further information on the 2026 Application Information Day will be published on www.accesscollege.ie.

FAQs

You don't have to be eligible for DARE to get support in college. All students with a verified disability, regardless of whether they come through DARE or not, can avail of a variety of academic, personal and social supports while studying at third level. Further information on the support available in college can be found at www.accesscollege.ie.

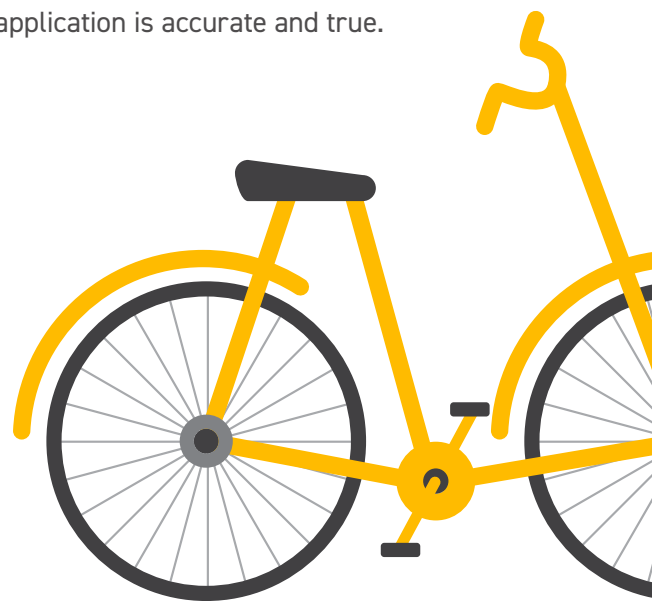
DARE Terms and Conditions of Application

To apply to DARE you must agree to the DARE Terms and Conditions below:

By ticking yes, I confirm that I have read and I accept the terms and conditions as outlined.
I consent to the use of my data as detailed in the Terms and Conditions.

1. I have read, understood and will comply with the rules and requirements of application as detailed in the DARE Application Handbook.
2. I understand that it is my responsibility (and not that of my parents, guardians, teachers, or anyone else) to ensure that all parts of my DARE application are submitted in a complete and accurate manner, within the DARE deadlines. Failure to do so will negatively affect the outcome of my DARE application.
3. I understand that:
 - a. information provided on my DARE application form by Sunday March 1st 2026,
 - b. documentation received by the CAO by Tuesday March 10th 2026 and, where relevant,
 - c. any further additional documentation requested by DARE received within the specified deadline,
 - d. and any further information considered relevant by DARE, will be considered when determining the outcome of my DARE application.
4. Neither the CAO nor the participating DARE higher education institutions will accept any responsibility for any loss or hardship arising as a result of an applicant's failure to supply correct and complete information at the appropriate time.
5. I understand that all information supplied as part of my DARE application may be subject to verification or clarification, and that DARE can request additional documentation from me in relation to any aspect of my application. Failure to supply additional documentation within the specified deadlines will result in my ineligibility for DARE.

6. I understand that DARE can request that I attend for assessment by an independent professional (or where required, by a number of independent professionals), to be nominated by DARE as part of DARE's consideration of my application, and that:
 - a. DARE will cover the cost of this assessment and any reasonable costs that I may incur in attending. The determination of such reasonable costs will rest with DARE.
 - b. Failure to attend testing within the specified deadlines will result in my ineligibility for DARE.
7. I understand that, if I accept a DARE place, a condition of acceptance is that I must register with the Disability Service of the participating higher education institution which I am admitted to, and agree on a schedule of meetings with that service. I accept that failure to register or attend scheduled meetings with the Disability Service without prior permission from the service, could result in my reduced points DARE place being withdrawn.
8. Where I am found to have made false declarations, or it is found that anyone else has made false declarations as part of my DARE application, I understand that I will be ineligible for DARE. I also understand that the participating DARE higher education institutions reserve the right not to consider my application, and/or to cancel any offers of places in cases where it is found, during or post-admission to higher education, that false or misleading information was supplied in my DARE application.
9. I understand that data contained in my DARE application will be used for research and analysis purposes by participating HEIs, agents acting on behalf of the HEIs or the CAO, but that this data will be anonymised and none of my personal data will be identifiable should it be published.
10. I certify that all information I have supplied in my DARE application is accurate and true.



Things to know

Have you considered...

HEAR

HIGHER
EDUCATION
ACCESS
ROUTE

Higher Education Access Route (HEAR)

You should apply to both HEAR and DARE if they are relevant to you. HEAR is a third level alternative admissions scheme which offers places on reduced points and extra college support to school leavers who are resident in the Republic of Ireland and are under represented at Higher Education due to their socio-economic circumstances. For more information see www.accesscollege.ie.

Can I apply to DARE and HEAR?: Yes

If I am eligible for both DARE & HEAR:

Research has shown that students with disabilities from disadvantaged backgrounds face the greatest obstacles when it comes to progression to higher education. In order to increase the numbers of students in higher education, facing this 'double disadvantage', colleges participating in DARE and HEAR have agreed to prioritise this group when allocating reduced points places.



Things to Remember

Language waivers

Applying to DARE and applying for a language waiver are two separate processes. Therefore, DARE applicants who require a language waiver need to apply to the relevant bodies. See www.accesscollege.ie/dare/help/ for more details.

Fitness to practice

Students on most professional health/teaching courses are required to complete a medical declaration form confirming they do not have a disability/significant on-going illness that may delay or prevent them starting or completing the professional programme.

Further information is available on www.accesscollege.ie/dare/help/.



Important DARE Application Dates



From November gather supporting documents early

- Complete the Educational Impact Statement with your school.
- Check that your Evidence of Disability documentation has been completed by the appropriate medical/educational professional:
 - within the last 3 years if applicable.
(See pages 23-26 for age limits of reports.)
 - is signed AND stamped **OR**
on headed paper OR accompanied by a business card.
- Applicants with Dyslexia/Significant Literacy Difficulties submit a full psychological assessment report of any age OR Section D **AND** attainment scores dated on or after **February 1st 2024**.
- Applicants with Dyscalculia/Significant Numeracy Difficulties, submit a full psychological assessment report of any age **AND** attainment scores dated on or after **February 1st 2024**.



By Sunday February 1st 2026 at 17:00 apply to CAO

- Go to **www.cao.ie** and click Apply.



By Sunday March 1st 2026 at 17:00, complete Online Supplementary Information Form

- Answer YES to Question 1 “Do you wish to be considered for DARE” on the Supplementary Information Form (SIF) by 17:00 on **Sunday March 1st 2026**.
- If you are applying to carry your DARE eligibility forward from 2025 to 2026, provide your 2025 CAO application number under Q1 (b) (see page 12).
- Save and submit your application.



By Tuesday March 10th 2026 at 17:00 post your supporting documents to CAO

- Please number each page and write your CAO application number, name and the date on the front of all documents submitted to CAO.
- Keep the originals of all documents and proof of postage.
- DARE will not contact you about missing, incomplete or incorrect documentation, so please ensure that you have supplied all documents requested by **Tuesday March 10th 2026 at 17:00**. Please contact a DARE advisor if you have any questions in advance of submitting your documentation.



Save the Date





Send your supporting documents to:

DARE Applications 2026

CAO, Tower House, Eglinton Street, Galway

by Tuesday March 10th 2026.